















# 松2

ペーパークラフト日本名城シリーズ1/300

## 情景パーツセット



※部品は大まかに切り取り、裏のりで貼り合わせてから切り抜く。  
べつに綺麗に線に沿って切り抜かなくても、適当で結構です。